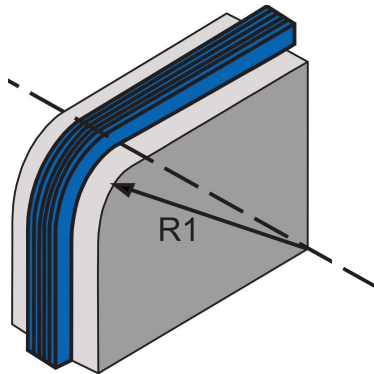


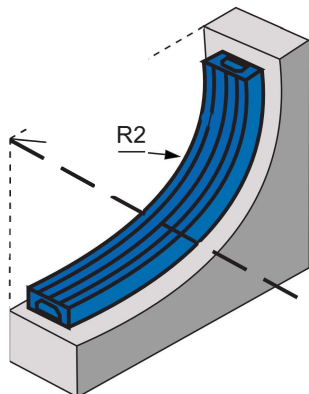
INFLATABLE SEAL PROFILES

Minimum Radius by Direction of Expansion

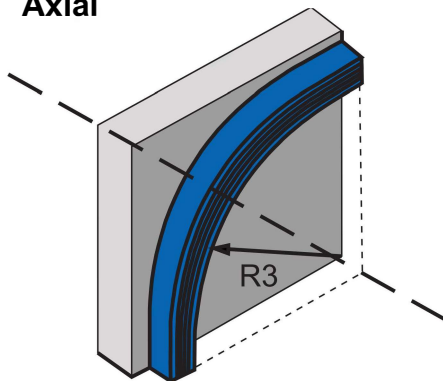
External



Internal



Axial



Inflator Ref No:	External R1	Internal R2	Axial R3
368	130	500	450
1091	130	230	210
1092	150	420	335
1565	40	140	140
1602	40	140	120
1742	205	185	420
2139			
2251	35	120	90
2264	60	150	440
2296	145	190	400
2357	125	240	450
2427	40	90	70
2688	200	200	not recommended
2774	80	180	150
2924	untested	untested	untested
2969	untested	untested	untested
3069	150	220	255
3074	not recommended	150	not recommended
3091	100	180	130
3104	160	130	300
3158	75	135	200
3192	60	110	150
4272	40	100	80
4725	70	150	160
4739	80	150	130

Bend radii for a 90° angle and are for guideline purposes only.

Moulded Corners

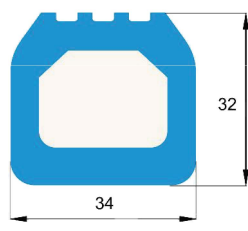
Where smaller corner radii are required moulded corners can be produced to meet your requirements.

Inflator Ref No:	Corner Ref:	Inner Radius	Outer Radius
3158	3158cornld	15	29
3158	3158cornldA	24	38.3
4272	4274cornld	1.5	17.5

Table of readily available corner moulds. For corners of other profiles please contact us.

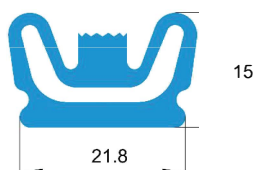
SELECTION OF INFLATABLE SEAL PROFILES

Inflator Ref: 0368



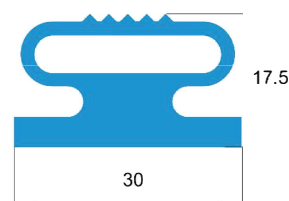
Min pressure: 20 PSI
Recommended pressure: 30 PSI
Max pressure : 35 PSI
Seal width: 34.4mm
Seal height relaxed/infated: 32mm/38mm
Grove Specification: 33mm wide x 22mm deep
Material: VIN60

Inflator Ref: 1091



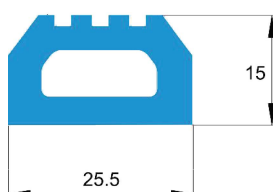
Min pressure: 15PSI
Recommended pressure: 20 PSI
Max pressure : 25 PSI
Seal width: 21.8mm
Seal height relaxed/infated: 15mm/32mm
Mounting Specification: mounted by sliding into appropriate 'C' shaped metal extrusion.
Material: VIN60

Inflator Ref: 1092



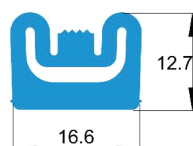
Min pressure: 10 PSI
Recommended pressure: 15 PSI
Max pressure : 20 PSI
Seal width: 30mm
Seal height relaxed/infated: 17.5mm/29.5mm
Grove Specification: 30mm wide x 20mm deep. Or clamped in situ with an 'L' configuration 4mm high x 6mm deep.
Material: VIN60

Inflator Ref: 1565



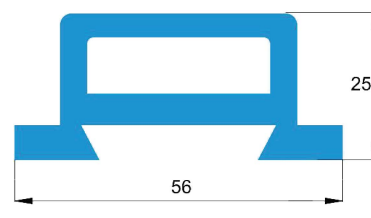
Min pressure: 10 PSI
Recommended pressure: 15 PSI
Max pressure : 20 PSI
Seal width: 25.5mm
Seal height relaxed/infated: 15mm/19mm
Grove Specification: 25mm wide x 14.5mm deep
Material: VIN60

Inflator Ref: 1602




Min pressure: 10 PSI
Recommended pressure: 15 PSI
Max pressure : 20 PSI
Seal width: 16.6mm
Seal height relaxed/infated: 12.7mm/24mm
Grove Specification: 16.5mm wide x 13.5mm deep
Material: VIN60

Inflator Ref: 1742



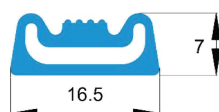
Min pressure: 10PSI
Recommended pressure: 15 PSI
Max pressure : 120 PSI
Seal width: 56mm
Seal height relaxed/infated: 25mm/33mm
Grove Specification: Bespoke dove-tail arrangement
Material: VIN60

Inflator Ref: 2139



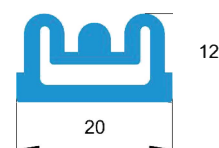
Min pressure: 20 PSI
Recommended pressure: 30 PSI
Max pressure : 40 PSI
Seal width: 41mm
Seal height relaxed/infated: 35mm/40mm
Grove Specification: 41mm wide with 'L' clamp fitment
Material: VIN60

Inflator Ref: 2251



Min pressure: 8 PSI
Recommended pressure: 12 PSI
Max pressure : 16 PSI
Seal width: 16.5mm
Seal height relaxed/infated: 7mm/11mm
Grove Specification: 16.2mm wide x 6.5mm deep
Material: VIN60

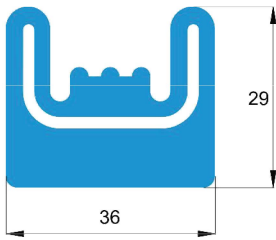
Inflator Ref: 2264



Min pressure: 10 PSI
Recommended pressure: 15 PSI
Max pressure : 20 PSI
Seal width: 20mm
Seal height relaxed/infated: 12mm/18mm
Grove Specification: 16.5mm wide with an 'L' clamp fitment
Material: VIN60

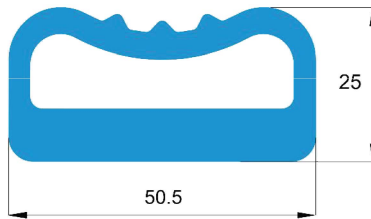
SELECTION OF INFLATABLE SEAL PROFILES

Inflator Ref: 2296



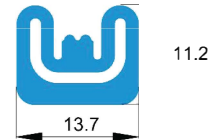
Min pressure: 10 PSI
Recommended pressure: 15 PSI
Max pressure : 18 PSI
Seal width: 36mm
Seal height relaxed/inflated: 29mm/53mm
Grove Specification: 35mm wide x 28mm deep
Material: VINF60

Inflator Ref: 2357



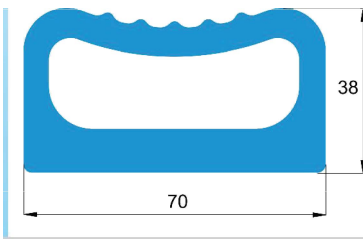
Min pressure: 8 PSI
Recommended pressure: 10 PSI
Max pressure : 13 PSI
Seal width: 50.5mm
Seal height relaxed/inflated: 25mm/41mm
Grove Specification: 50mm wide x 17mm deep
Material: VINF60

Inflator Ref: 2427



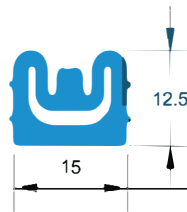
Min pressure: 10PSI
Recommended pressure: 15 PSI
Max pressure : 18PSI
Seal width: 14mm
Seal height relaxed/inflated: 11.2mm/19.5mm
Grove Specification: 13.8mm wide x 11.8mm deep
Material: VINF60

Inflator Ref: 2688



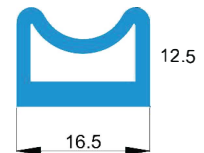
Min pressure: 20 PSI
Recommended pressure: 25 PSI
Max pressure : 30 PSI
Seal width: 70mm
Seal height relaxed/inflated: 38mm/50mm
Grove Specification: 69mm wide x 23mm deep
Material: VINF60

Inflator Ref: 2774



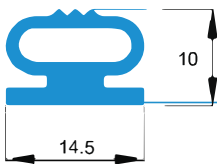
Min pressure: 10 PSI
Recommended pressure: 15 PSI
Max pressure : 20 PSI
Seal width: 15mm plus location pips
Seal height relaxed/inflated: 12.5mm/19mm
Grove Specification: 15mm wide x 13.5mm deep
Material: VINF60

Inflator Ref: 2924



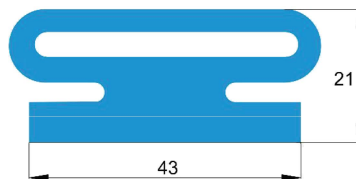
Min pressure: 10PSI
Recommended pressure: 15 PSI
Max pressure : 20 PSI
Seal width: 16.5mm
Seal height relaxed/inflated: 12.5mm/18.5mm
Grove Specification: 16mm wide x 13.5mm deep
Material: VINF60

Inflator Ref: 2969



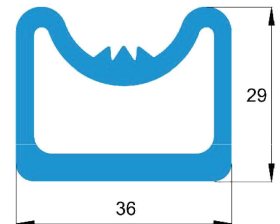
Min pressure: 8 PSI
Recommended pressure: 10 PSI
Max pressure : 15 PSI
Seal width: 14.5mm
Seal height relaxed/inflated: 10mm/15mm
Grove Specification: 14.5mm wide x 8mm deep.
 Or clamped in situ with an 'L' configuration 2mm high x 3mm deep.
Material: VINF60

Inflator Ref: 3069



Min pressure: 15 PSI
Recommended pressure: 20 PSI
Max pressure : 25 PSI
Seal width: 43mm
Seal height relaxed/inflated: 21mm/49mm
 This seal can be clamped in situ with an 'L' configuration 7mm high x 8mm deep.
Material: VINF60

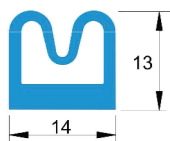
Inflator Ref: 3074



Min pressure: 15 PSI
Recommended pressure: 20 PSI
Max pressure : 25 PSI
Seal width: 36mm
Seal height relaxed/inflated: 29mm/52mm
Grove Specification: 35mm wide x 26mm deep
Material: VINF60

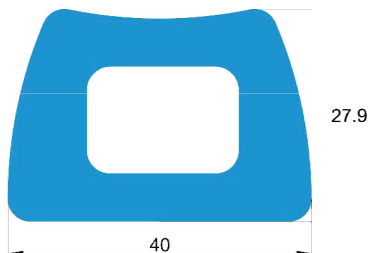
SELECTION OF INFLATABLE SEAL PROFILES

Inflator Ref: 3091



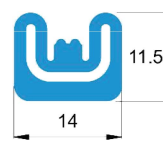
Min pressure: 10 PSI
Recommended pressure: 20 PSI
Max Pressure: 25 PSI
Seal Width: 14mm
Seal height relaxed/inflated: 13mm/23mm
Groove specification: 13.5mm x 14mm deep
Material: VINF60

Inflator Ref: 3104



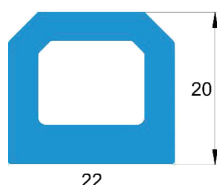
Min pressure: 20 PSI
Recommended pressure: 25 PSI
Max Pressure: 35 PSI
Seal Width: 40mm
Seal height relaxed/inflated: 28mm/34mm
Groove specification: 39mm wide x 26mm deep (angled attitude to suit)
Material: VINF60

Inflator Ref: 3158




Min pressure: 10 PSI
Recommended pressure: 15 PSI
Max Pressure: 18 PSI
Seal Width: 14mm
Seal height relaxed/inflated: 11mm/20.5mm
Groove specification: 13.8mm wide x 12.5mm deep
Material: VINF60

Inflator Ref: 3192



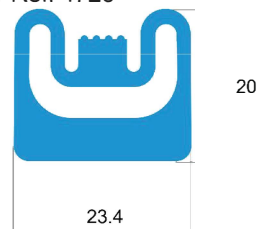
Min pressure: 13 PSI
Recommended pressure: 15 PSI
Max Pressure: 20 PSI
Seal Width: 22mm
Seal height relaxed/inflated: 20mm/25mm
Groove specification: 21mm x 18mm deep
Material: VINF60

Inflator Ref: 4272



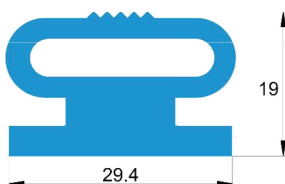
Min pressure: 8 PSI
Recommended pressure: 10 PSI
Max Pressure: 15 PSI
Seal Width: 16.6mm
Seal height relaxed/inflated: 15mm x 26mm
Groove specification: 15mm x 13mm deep
Material: VINF60, VGP60

Inflator Ref: 4725



Min pressure: 18 PSI
Recommended pressure: 20 PSI
Max Pressure: 25 PSI
Seal Width: 23.4mm
Seal height relaxed/inflated: 20mm x 35mm
Groove specification: 23mm x 18mm deep
Material: VINF60

Inflator Ref: 4739



Min pressure: 8 PSI
Recommended pressure: 10 PSI
Max Pressure: 15 PSI
Seal Width: 29.4mm
Seal height relaxed/inflated: 19mm x 30mm
Groove specification: 30mm wide with 'L' clamp fitted
Material: VINF60