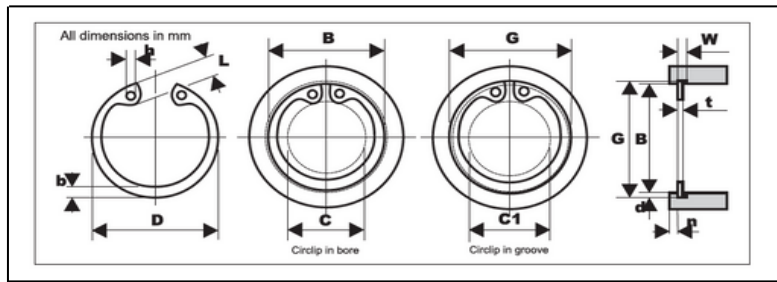


D 1300

Internal Metric Circlips



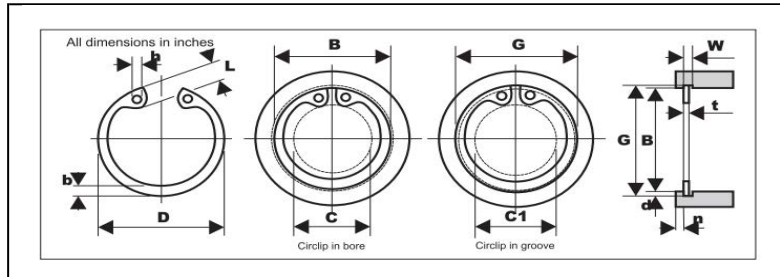
D 1300-xxxx
Incorporating
DIN 472 and
BS3673 Part4
Internal Circlips
Metric

SIZE CODE	SHAFT		GROOVE				CIRCLIP	
	S	G	W	n	d	t	D	C
0080	8.0	8.4	0.90	0.6	0.2	0.80	8.7	3.0
0090	9.0	9.4	0.90	0.6	0.2	0.80	9.8	3.7
0095	9.5	9.9	1.10	0.6	0.2	1.00	10.3	3.2
0100	10.0	10.4	1.10	0.6	0.2	1.00	10.8	3.3
0110	11.0	11.4	1.10	0.6	0.2	1.00	11.8	4.1
0120	12.0	12.5	1.10	0.8	0.3	1.00	13.0	4.9
0130	13.0	13.6	1.10	0.9	0.3	1.00	14.1	5.4
0140	14.0	14.6	1.10	0.9	0.3	1.00	15.1	6.2
0150	15.0	15.7	1.10	1.1	0.4	1.00	16.2	7.2
0160	16.0	16.8	1.10	1.2	0.4	1.00	17.3	8.0
0170	17.0	17.8	1.10	1.2	0.4	1.00	18.3	8.8
0180	18.0	19.0	1.10	1.5	0.5	1.00	19.5	9.4
0190	19.0	20.0	1.10	1.5	0.5	1.00	20.5	10.4
0200	20.0	21.0	1.10	1.5	0.5	1.00	21.5	11.2
0210	21.0	22.0	1.10	1.5	0.5	1.00	22.5	12.2
0220	22.0	23.0	1.10	1.5	0.5	1.00	23.5	13.2
0230	23.0	24.1	1.30	1.7	0.6	1.20	24.6	14.2
0240	24.0	25.2	1.30	1.8	0.6	1.20	25.9	14.8
0250	25.0	26.2	1.30	1.8	0.6	1.20	26.9	15.5
0260	26.0	27.2	1.30	1.8	0.6	1.20	27.9	16.1
0270	27.0	28.4	1.30	2.1	0.7	1.20	29.1	17.1
0280	28.0	29.4	1.30	2.1	0.7	1.20	30.1	17.9
0290	29.0	30.4	1.30	2.1	0.7	1.20	31.1	18.9
0300	30.0	31.4	1.30	2.1	0.7	1.20	32.1	19.9
0310	31.0	32.7	1.30	2.6	0.9	1.20	33.4	20.0
0320	32.0	33.7	1.30	2.6	0.9	1.20	34.4	20.6
0330	33.0	34.7	1.30	2.6	0.9	1.20	35.5	21.6
0340	34.0	35.7	1.60	2.6	0.9	1.50	36.5	22.6
0350	35.0	37.0	1.60	3.0	1.0	1.50	37.8	23.6
0360	36.0	38.0	1.60	3.0	1.0	1.50	38.8	24.6
0370	37.0	39.0	1.60	3.0	1.0	1.50	39.8	25.4
0380	38.0	40.0	1.60	3.0	1.0	1.50	40.8	26.4
0400	40.0	42.5	1.85	3.8	1.3	1.75	43.5	27.8
0410	41.0	43.5	1.85	3.8	1.3	1.75	44.5	28.6
0420	42.0	44.5	1.85	3.8	1.3	1.75	45.5	29.6
0450	45.0	47.5	1.85	3.8	1.3	1.75	48.5	32.0
0470	47.0	49.5	1.85	3.8	1.3	1.75	50.5	33.5
0480	48.0	50.5	1.85	3.8	1.3	1.75	51.5	34.5
0500	50.0	53.0	2.15	4.5	1.5	2.00	54.2	36.3
0510	51.0	54.0	2.15	4.5	1.5	2.00	55.2	37.3
0520	52.0	55.0	2.15	4.5	1.5	2.00	56.2	37.9
0550	55.0	58.0	2.15	4.5	1.5	2.00	59.2	40.7
0560	56.0	59.0	2.15	4.5	1.5	2.00	60.2	41.7
0570	57.0	60.0	2.15	4.5	1.5	2.00	62.2	42.7
0580	58.0	61.0	2.15	4.5	1.5	2.00	62.2	43.5

SIZE CODE	SHAFT		GROOVE				CIRCLIP	
	S	G	W	n	d	t	D	C
0600	60.0	63.0	2.15	4.5	1.5	2.00	64.2	44.7
0620	62.0	65.0	2.15	4.5	1.5	2.00	66.2	46.7
0630	63.0	66.0	2.15	4.5	1.5	2.00	67.2	47.7
0640	64.0	67.0	2.15	4.5	1.5	2.00	68.2	48.7
0650	65.0	68.0	2.65	4.5	1.5	2.50	69.2	49.0
0670	67.0	70.0	2.65	4.5	1.5	2.50	72.5	50.8
0680	68.0	71.0	2.65	4.5	1.5	2.50	72.5	51.6
0700	70.0	73.0	2.65	4.5	1.5	2.50	74.5	53.6
0720	72.0	75.0	2.65	4.5	1.5	2.50	76.5	55.6
0750	75.0	78.0	2.65	4.5	1.5	2.50	79.5	58.6
0760	76.0	79.0	2.65	4.5	1.5	2.50	80.7	59.6
0780	78.0	81.0	2.65	4.5	1.5	2.50	82.5	60.1
0800	80.0	83.5	2.65	5.3	1.8	2.50	85.5	62.1
0820	82.0	85.5	2.65	5.3	1.8	2.50	87.5	64.1
0850	85.0	88.5	3.15	5.3	1.8	3.00	90.5	66.9
0880	88.0	91.4	3.15	5.3	1.8	3.00	93.5	69.9
0900	90.0	93.5	3.15	5.3	1.8	3.00	95.5	71.9
0920	92.0	95.5	3.15	5.3	1.8	3.00	97.5	73.7
0950	95.0	98.5	3.15	5.3	1.8	3.00	100.5	76.5
0980	98.0	101.5	3.15	5.3	1.8	3.00	103.5	79.0
1000	100.0	103.5	3.15	5.3	1.8	3.00	105.5	80.6
1020	102.0	106.0	4.15	6.0	2.0	4.00	108.0	82.0
1050	105.0	109.0	4.15	6.0	2.0	4.00	112.0	85.0
1080	108.0	112.0	4.15	6.0	2.0	4.00	115.0	88.0
1100	110.0	114.0	4.15	6.0	2.0	4.00	117.0	88.2
1120	112.0	116.0	4.15	6.0	2.0	4.00	119.0	90.0
1150	115.0	119.0	4.15	6.0	2.0	4.00	122.0	93.0
1200	120.0	124.0	4.15	6.0	2.0	4.00	127.0	96.9
1250	125.0	129.0	4.15	6.0	2.0	4.00	132.0	101.9
1270	127.0	131.0	4.15	6.0	2.0	4.00	135.0	103.9
1300	130.0	134.0	4.15	6.0	2.0	4.00	137.0	106.9
1350	135.0	139.0	4.15	6.0	2.0	4.00	142.0	111.5
1400	140.0	144.0	4.15	6.0	2.0	4.00	147.0	116.5
1450	145.0	149.0	4.15	6.0	2.0	4.00	152.0	121.0
1500	150.0	155.0	4.15	7.5	2.5	4.00	158.0	124.8
1550	155.0	160.0	4.15	7.5	2.5	4.00	164.0	129.8
1600	160.0	165.0	4.15	7.5	2.5	4.00	169.0	132.7
1650	165.0	170.0	4.15	7.5	2.5	4.00	174.5	137.7
1700	170.0	175.0	4.15	7.5	2.5	4.00	179.5	141.6
1750	175.0	180.0	4.15	7.5	2.5	4.00	184.5	146.6
1800	180.0	185.0	4.15	7.5	2.5	4.00	189.5	150.2
1850	185.0	190.0	4.15	7.5	2.5	4.00	194.5	155.2
1900	190.0	195.0	4.15	7.5	2.5	4.00	199.5	160.2
1950	195.0	200.0	4.15	7.5	2.5	4.00	204.5	165.2
2000	200.0	205.0	4.15	7.5	2.5	4.00	209.5	170.2

N 1300

Internal Imperial Circlips

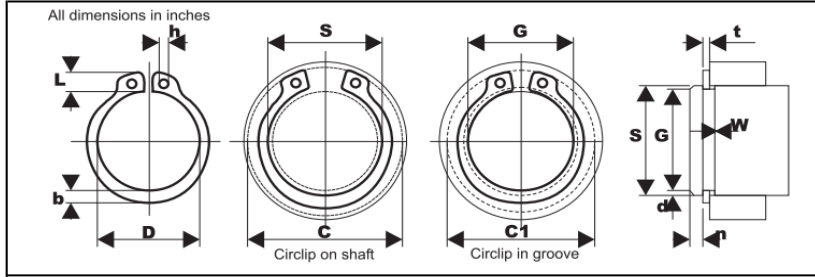


N 1300-xxxx
Equivalent to
MIL-R-21248
/MS 16625

SIZE CODE	BORE		GROOVE				CIRCLIP	
	B	G	W	n	d	t	D	C
0025	0.250	0.268	0.018	0.027	0.009	0.015	0.280	0.11
0031	0.312	0.330	0.018	0.027	0.009	0.015	0.346	0.17
0037	0.375	0.397	0.029	0.033	0.011	0.025	0.415	0.20
0043	0.438	0.461	0.029	0.036	0.012	0.025	0.482	0.23
0045	0.453	0.477	0.029	0.036	0.012	0.025	0.498	0.25
0050	0.500	0.530	0.039	0.045	0.015	0.035	0.548	0.26
0051	0.512	0.542	0.039	0.045	0.015	0.035	0.560	0.27
0056	0.562	0.596	0.039	0.051	0.017	0.035	0.620	0.28
0062	0.625	0.665	0.039	0.060	0.020	0.035	0.694	0.35
0068	0.688	0.732	0.039	0.066	0.022	0.035	0.763	0.41
0075	0.750	0.796	0.039	0.069	0.023	0.035	0.931	0.45
0077	0.777	0.825	0.046	0.072	0.024	0.042	0.859	0.47
0081	0.812	0.862	0.046	0.075	0.025	0.042	0.901	0.49
0086	0.866	0.920	0.046	0.081	0.027	0.042	0.961	0.54
0087	0.875	0.931	0.046	0.084	0.028	0.042	0.971	0.55
0090	0.901	0.959	0.046	0.087	0.029	0.042	1.000	0.58
0093	0.938	1.000	0.046	0.093	0.031	0.042	1.041	0.61
0100	1.000	1.066	0.046	0.099	0.033	0.042	1.111	0.68
0102	1.023	1.091	0.046	0.102	0.034	0.042	1.136	0.70
0106	1.062	1.130	0.056	0.102	0.034	0.050	1.180	0.69
0112	1.125	1.197	0.056	0.108	0.036	0.050	1.249	0.75
0118	1.188	1.262	0.056	0.111	0.037	0.050	1.319	0.81
0125	1.250	1.330	0.056	0.120	0.040	0.050	1.388	0.88
0131	1.312	1.396	0.056	0.126	0.042	0.050	1.456	0.94
0137	1.375	1.461	0.056	0.129	0.043	0.050	1.526	1.00
0143	1.438	1.528	0.056	0.135	0.045	0.050	1.596	1.06
0145	1.456	1.548	0.056	0.138	0.046	0.050	1.616	1.08
0150	1.500	1.594	0.056	0.141	0.047	0.050	1.660	1.13
0156	1.562	1.658	0.068	0.144	0.048	0.062	1.734	1.15
0162	1.625	1.725	0.068	0.150	0.050	0.062	1.804	1.21
0165	1.653	1.755	0.068	0.153	0.051	0.062	1.835	1.24
0168	1.688	1.792	0.068	0.156	0.052	0.062	1.874	1.27
0175	1.750	1.858	0.068	0.162	0.054	0.062	1.942	1.34
0181	1.812	1.922	0.068	0.165	0.055	0.062	2.012	1.40
0185	1.850	1.962	0.068	0.168	0.056	0.062	2.054	1.44
0187	1.875	1.989	0.068	0.171	0.057	0.062	2.072	1.46
0193	1.938	2.056	0.068	0.177	0.059	0.062	2.141	1.52
0200	2.000	2.122	0.068	0.183	0.061	0.062	2.210	1.59

D 1400

External Metric Circlips



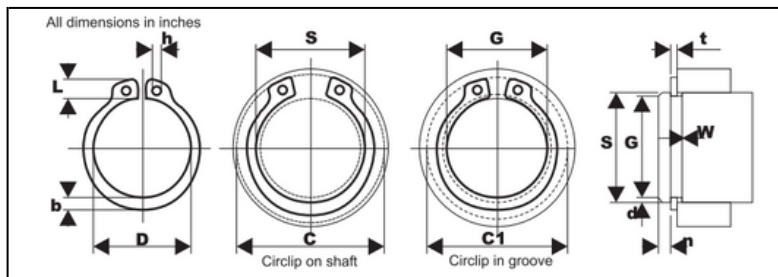
D 1400-xxxx
Incorporating
DIN 471 and
BS53673 Part 4

SIZE CODE	SHAFT	GROOVE				CIRCLIP		
	S	G	W	n	d	t	D	C
0030	3	2.8	0.50	0.3	0.10	0.40	2.7	7.0
0040	4	3.8	0.50	0.3	0.10	0.40	3.7	8.6
0050	5	4.8	0.70	0.3	0.10	0.60	4.7	10.3
0060	6	5.7	0.80	0.5	0.15	0.70	5.6	11.7
0070	7	6.7	0.90	0.5	0.15	0.80	6.5	13.5
0080	8	7.6	0.90	0.6	0.20	0.80	7.4	14.7
0090	9	8.6	1.10	0.6	0.20	1.00	8.4	16.0
0100	10	9.6	1.10	0.6	0.20	1.00	9.3	17.0
0110	11	10.5	1.10	0.8	0.25	1.00	10.2	18.0
0120	12	11.5	1.10	0.8	0.25	1.00	11.0	19.0
0130	13	12.4	1.10	0.9	0.30	1.00	11.9	20.2
0140	14	13.4	1.10	0.9	0.30	1.00	12.9	21.4
0150	15	14.3	1.10	1.1	0.35	1.00	13.8	22.6
0160	16	15.2	1.10	1.2	0.40	1.00	14.7	23.8
0170	17	16.2	1.10	1.2	0.40	1.00	15.7	25.0
0180	18	17.0	1.30	1.5	0.50	1.20	16.5	26.2
0190	19	18.0	1.30	1.5	0.50	1.20	17.5	27.2
0200	20	19.0	1.30	1.5	0.50	1.20	18.5	28.4
0210	21	20.0	1.30	1.5	0.50	1.20	19.5	29.6
0220	22	21.0	1.30	1.5	0.50	1.20	20.5	30.8
0230	23	22.0	1.30	1.5	0.50	1.20	21.5	32.0
0240	24	22.9	1.30	1.7	0.55	1.20	22.2	33.2
0250	25	23.9	1.30	1.7	0.55	1.20	23.2	34.2
0260	26	24.9	1.30	1.7	0.55	1.20	24.2	35.5
0270	27	25.6	1.30	2.1	0.70	1.20	24.9	36.7
0280	28	26.6	1.60	2.1	0.70	1.50	25.9	37.9
0290	29	27.6	1.60	2.1	0.70	1.50	26.9	39.1
0300	30	28.6	1.60	2.1	0.85	1.50	27.9	40.5
0320	32	30.3	1.60	2.6	0.85	1.50	29.6	43.0
0330	33	31.3	1.60	2.6	0.85	1.50	30.5	44.0
0340	34	32.3	1.60	2.6	1.00	1.50	31.5	45.4
0350	35	33.0	1.60	3.0	1.00	1.50	32.2	46.8
0360	36	34.0	1.85	3.0	1.00	1.75	33.2	47.8
0380	38	36.0	1.85	3.0	1.25	1.75	35.2	50.2
0400	40	37.5	1.85	3.8	1.25	1.75	36.5	52.6
0420	42	39.5	1.85	3.8	1.25	1.75	38.5	55.7
0450	45	42.5	1.85	3.8	1.25	1.75	41.5	59.1
0460	46	43.5	1.85	3.8	1.25	1.75	42.5	60.1
0470	47	44.5	1.85	3.8	1.25	1.75	43.5	61.3
0480	48	45.5	1.85	3.8	1.25	1.75	44.5	62.5
0500	50	47.0	2.15	4.5	1.50	2.00	45.8	64.5
0520	52	49.0	2.15	4.5	1.50	2.00	47.8	66.7
0540	54	51.0	2.15	4.5	1.50	2.00	49.8	69.0
0550	55	52.0	2.15	4.5	1.50	2.00	50.8	70.2

SIZE CODE	SHAFT	GROOVE				CIRCLIP		
	S	G	W	n	d	t	D	C
0560	56	53.0	2.15	4.5	1.50	2.00	51.8	71.6
0580	58	55.0	2.15	4.5	1.50	2.00	53.8	73.6
0600	60	57.0	2.15	4.5	1.50	2.00	55.8	75.6
0620	62	59.0	2.15	4.5	1.50	2.00	57.8	77.8
0630	63	60.0	2.15	4.5	1.50	2.00	58.8	79.0
0650	65	62.0	2.65	4.5	1.50	2.50	60.8	81.4
0670	67	64.0	2.65	4.5	1.50	2.50	62.5	83.6
0680	68	65.0	2.65	4.5	1.50	2.50	63.5	84.4
0700	70	67.0	2.65	4.5	1.50	2.50	65.5	87.0
0720	72	69.0	2.65	4.5	1.50	2.50	67.5	89.5
0750	75	72.0	2.65	4.5	1.50	2.50	70.5	92.7
0770	77	74.0	2.65	4.5	1.50	2.50	72.5	94.9
0780	78	75.0	2.65	4.5	1.50	2.50	73.5	96.1
0800	80	76.5	2.65	5.3	1.75	2.50	74.5	98.1
0820	82	78.5	2.65	5.3	1.75	2.50	76.5	100.3
0850	85	81.5	3.15	5.3	1.75	3.00	79.5	103.3
0880	88	84.5	3.15	5.3	1.75	3.00	82.5	106.5
0900	90	86.5	3.15	5.3	1.75	3.00	84.5	108.5
0950	95	91.5	3.15	5.3	1.75	3.00	89.5	114.8
0980	98	94.5	3.15	5.3	1.75	3.00	91.5	118.6
1000	100	96.5	3.15	5.3	1.75	3.00	94.5	120.2
1020	102	98.0	4.15	6.0	2.00	4.00	95.0	122.4
1050	105	101.0	4.15	6.0	2.00	4.00	98.0	126.2
1080	108	104.0	4.15	6.0	2.00	4.00	100.0	129.0
1100	110	106.0	4.15	6.0	2.00	4.00	103.0	131.2
1150	115	111.0	4.15	6.0	2.00	4.00	108.0	137.3
1200	120	116.0	4.15	6.0	2.00	4.00	113.0	143.1
1250	125	121.0	4.15	6.0	2.00	4.00	118.0	149.0
1300	130	126.0	4.15	6.0	2.00	4.00	123.0	154.4
1350	135	131.0	4.15	6.0	2.00	4.00	128.0	159.8
1400	140	136.0	4.15	6.0	2.00	4.00	133.0	165.2
1450	145	141.0	4.15	6.0	2.00	4.00	138.0	170.6
1500	150	145.0	4.15	7.5	2.50	4.00	142.0	177.3
1550	155	150.0	4.15	7.5	2.50	4.00	146.0	182.3
1600	160	155.0	4.15	7.5	2.50	4.00	151.0	188.0
1650	165	160.0	4.15	7.5	2.50	4.00	155.5	193.4
1700	170	165.0	4.15	7.5	2.50	4.00	160.5	198.4
1750	175	170.0	4.15	7.5	2.50	4.00	165.5	203.4
1800	180	175.0	4.15	7.5	2.50	4.00	170.5	210.0
1850	185	180.0	4.15	7.5	2.50	4.00	175.5	215.2
1900	190	185.0	4.15	7.5	2.50	4.00	180.5	220.0
1950	195	190.0	4.15	7.5	2.50	4.00	185.5	225.0
2000	200	195.0	4.15	7.5	2.50	4.00	190.5	230.0

N 1400

External Imperial Circlips

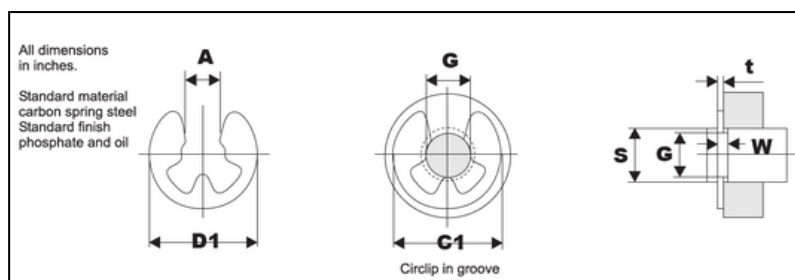


N 1400-xxxx
Equivalent to
MIL-R-21248/MS
16624

SIZE CODE	SHAFT		GROOVE			CIRCLIP		
	S	G	W	n	d	t	D	C
0012	0.125	0.117	0.012	0.014	0.004	0.010	0.112	0.22
0015	0.156	0.146	0.012	0.017	0.005	0.010	0.142	0.27
0018	0.188	0.175	0.018	0.022	0.007	0.015	0.168	0.30
0019	0.197	0.185	0.018	0.020	0.006	0.015	0.179	0.32
0021	0.219	0.205	0.018	0.023	0.007	0.015	0.196	0.34
0023	0.236	0.222	0.018	0.023	0.007	0.015	0.215	0.36
0025	0.25	0.230	0.029	0.032	0.010	0.025	0.225	0.45
0027	0.276	0.255	0.029	0.035	0.010	0.025	0.250	0.48
0028	0.281	0.261	0.029	0.033	0.010	0.025	0.256	0.49
0031	0.312	0.290	0.029	0.036	0.011	0.025	0.281	0.54
0034	0.344	0.321	0.029	0.038	0.012	0.025	0.309	0.57
0035	0.354	0.330	0.029	0.038	0.012	0.025	0.320	0.59
0037	0.375	0.352	0.029	0.038	0.012	0.025	0.338	0.61
0039	0.394	0.369	0.029	0.041	0.013	0.025	0.354	0.62
0040	0.406	0.382	0.029	0.039	0.012	0.025	0.366	0.63
0043	0.438	0.412	0.029	0.042	0.013	0.025	0.395	0.66
0046	0.469	0.443	0.029	0.042	0.013	0.025	0.428	0.68
0050	0.5	0.468	0.039	0.051	0.016	0.035	0.461	0.77
0055	0.551	0.519	0.039	0.051	0.016	0.035	0.509	0.81
0056	0.562	0.530	0.039	0.051	0.016	0.035	0.521	0.82
0059	0.594	0.559	0.039	0.057	0.017	0.035	0.550	0.86
0062	0.625	0.588	0.039	0.060	0.018	0.035	0.579	0.90
0066	0.672	0.631	0.039	0.066	0.020	0.035	0.621	0.93
0068	0.688	0.646	0.046	0.068	0.021	0.042	0.635	1.01
0075	0.75	0.704	0.046	0.074	0.023	0.042	0.693	1.09
0078	0.781	0.733	0.046	0.076	0.024	0.042	0.722	1.12
0081	0.812	0.762	0.046	0.080	0.025	0.042	0.751	1.15
0087	0.875	0.821	0.046	0.085	0.027	0.042	0.810	1.21
0093	0.938	0.882	0.046	0.088	0.028	0.042	0.867	1.34
0098	0.984	0.926	0.046	0.091	0.029	0.042	0.910	1.39
0100	1	0.940	0.046	0.094	0.030	0.042	0.925	1.41
0102	1.023	0.961	0.046	0.097	0.031	0.042	0.946	1.43
0106	1.062	0.998	0.056	0.102	0.032	0.050	0.982	1.50
0112	1.125	1.059	0.056	0.105	0.033	0.050	1.041	1.55
0118	1.188	1.118	0.056	0.111	0.035	0.050	1.098	1.61
0125	1.25	1.176	0.056	0.117	0.037	0.050	1.156	1.69
0131	1.312	1.232	0.056	0.126	0.040	0.050	1.214	1.75
0137	1.375	1.291	0.056	0.132	0.042	0.050	1.272	1.80
0143	1.438	1.350	0.056	0.138	0.044	0.050	1.333	1.87
0150	1.5	1.406	0.056	0.147	0.047	0.062	1.387	1.99
0156	1.562	1.468	0.068	0.148	0.047	0.062	1.446	1.95
0162	1.625	1.529	0.068	0.151	0.048	0.062	1.503	2.17
0168	1.688	1.589	0.068	0.156	0.049	0.062	1.560	2.04
0175	1.75	1.650	0.068	0.157	0.050	0.062	1.618	2.11
0177	1.772	1.699	0.068	0.162	0.051	0.062	1.618	2.19
0181	1.812	1.708	0.068	0.163	0.052	0.062	1.675	2.23
0187	1.875	1.769	0.068	0.166	0.053	0.062	1.735	2.29
0196	1.968	1.857	0.068	0.174	0.055	0.062	1.819	2.39
0200	2	1.886	0.068	0.178	0.057	0.062	1.850	2.48

N 1500

Imperial "E" clips



N 1500-xxxx
Incorporating BS
3763 Prt2 and
MIL-R-21248/MS

SIZE CODE	SHAFT	GROOVE		CIRCLIP		
	S	G	W	t	D1	C1
X004	0.040	0.026	0.012	0.010	0.079	0.090
X006	0.062	0.052	0.012	0.010	0.140	0.150
0006	0.062	0.052	0.012	0.010	0.156	0.165
Y006	0.062	0.052	0.023	0.020	0.187	0.200
X009	0.094	0.074	0.018	0.015	0.230	0.245
0009	0.094	0.074	0.018	0.015	0.187	0.200
X011	0.110	0.079	0.018	0.015	0.375	0.390
0012	0.125	0.095	0.018	0.015	0.230	0.240
X014	0.140	0.102	0.018	0.015	0.203	0.214
Y014	0.140	0.110	0.018	0.015	0.250	0.265
0014	0.140	0.105	0.029	0.025	0.270	0.285
0015	0.156	0.116	0.029	0.025	0.282	0.295
X017	0.172	0.127	0.029	0.025	0.312	0.325
X018	0.188	0.125	0.029	0.025	0.375	0.390
0018	0.188	0.147	0.029	0.025	0.335	0.350
X021	0.219	0.188	0.029	0.025	0.437	0.450
0025	0.250	0.210	0.029	0.025	0.527	0.540
X031	0.312	0.250	0.029	0.025	0.500	0.520
0037	0.375	0.303	0.039	0.035	0.660	0.680
0043	0.438	0.343	0.039	0.035	0.687	0.710
X043	0.438	0.380	0.039	0.035	0.600	0.620
0050	0.500	0.396	0.046	0.042	0.800	0.820
0062	0.625	0.485	0.046	0.042	0.940	0.960
X075	0.744	0.625	0.056	0.050	1.000	1.020
0075	0.750	0.580	0.056	0.050	1.120	1.140
0087	0.875	0.675	0.056	0.050	1.300	1.320
X098	0.984	0.835	0.056	0.050	1.500	1.530
X118	1.188	1.079	0.068	0.062	1.626	1.670
X137	1.375	1.230	0.068	0.062	1.875	1.920